

### Luminaire Photograph



Light Output Ratio:	86.9%	
Luminaire Power:	7.728 W	
SHR Nominal:	0.50	Calculated using the TM5
SHR Maximum:	0.60	fine grid method.

C Range: 0 - 360DEG  
C Interval: 30.0DEG  
Test Speed: HIGH  
Temperature: 25.3 °C  
Operators: zoe  
Test Date: 2025-2-25

Range: 0 - 180DEG  
Interval: 1.0DEG  
Test System: EVERFINE GO-SPEX500\_V1 SYSTEM V2.00.461  
Humidity: 65.0%  
Test Distance: 3.160m [K=1.0000]  
Remarks: LAMP: BXRH-30G06T0-C-83 Ra: 90  
LENS: PM-1084B 36R  
NOT DRIVER: 48V  
30minutes warm-up

## LUMINOUS INTENSITY DISTRIBUTION DIAGRAM

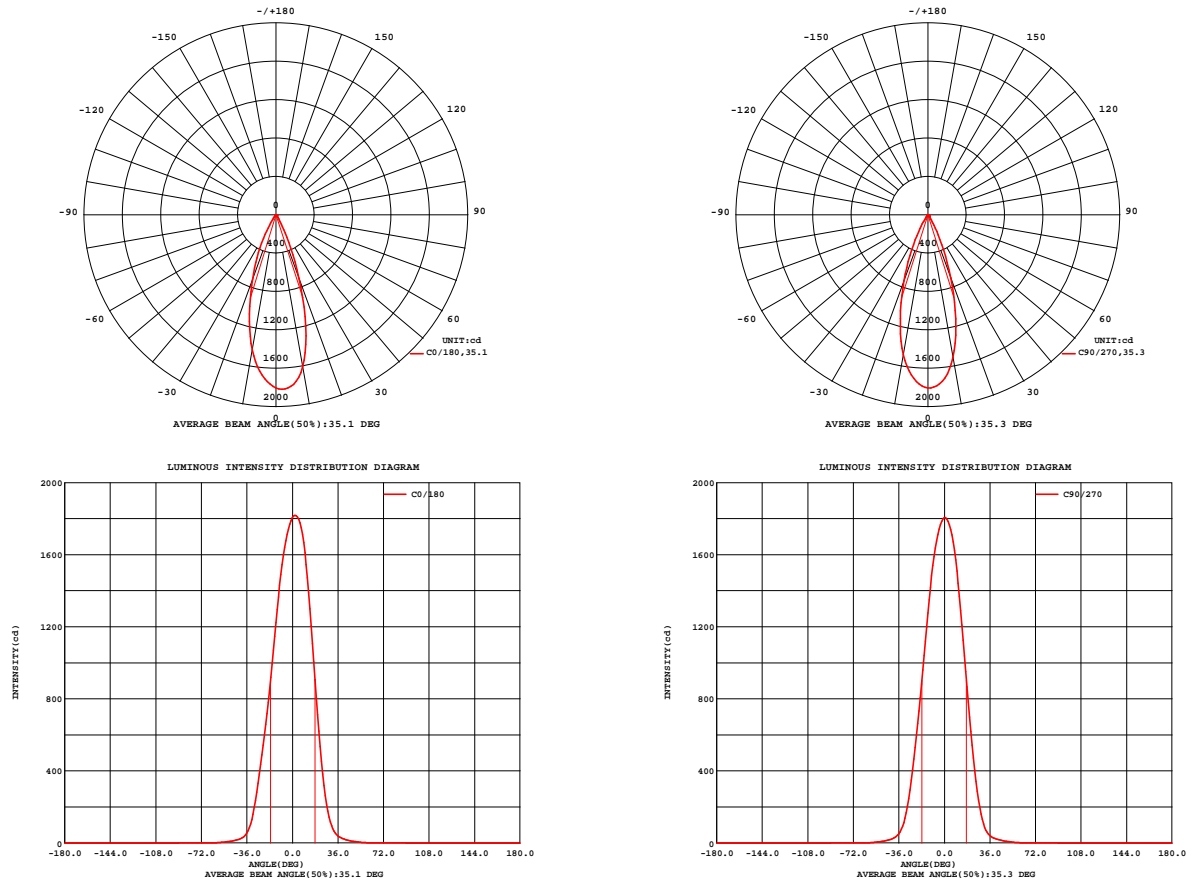


Fig. C0/C180

Fig. C90/C270

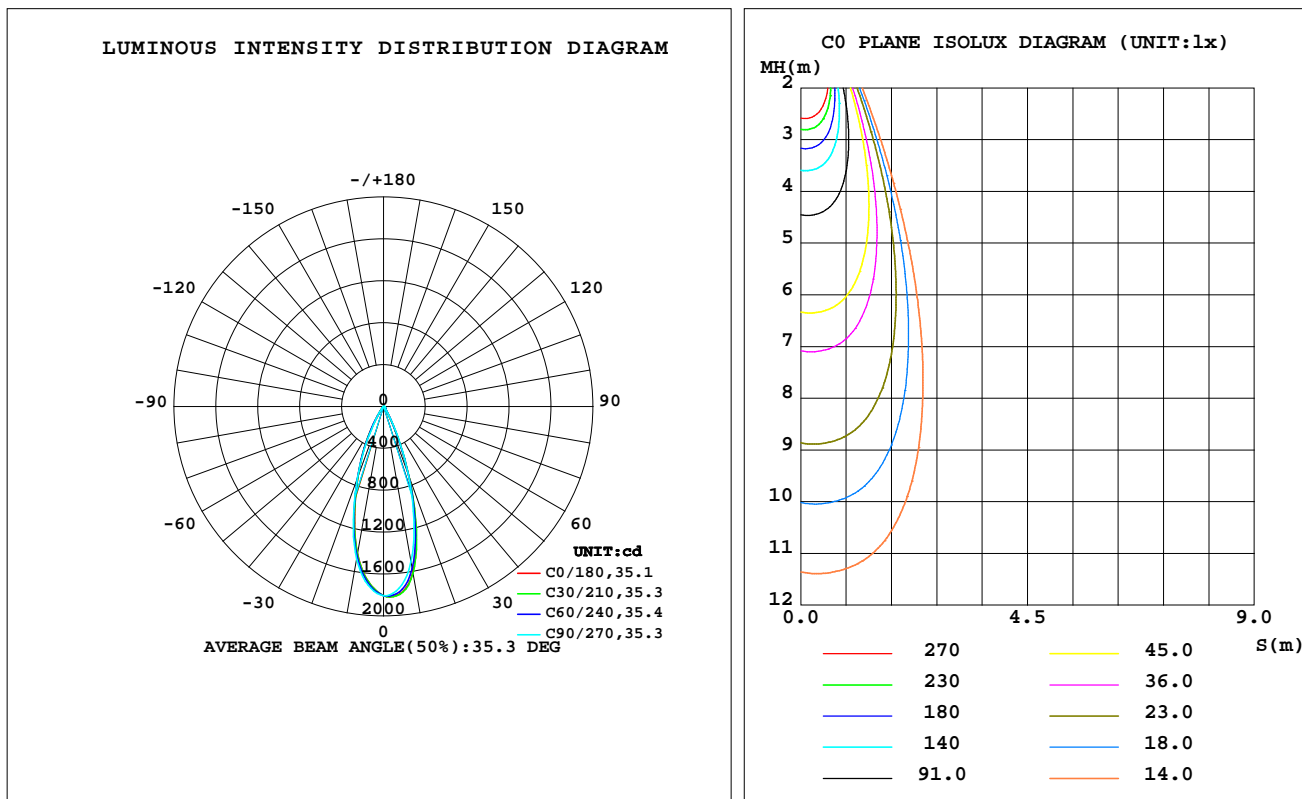
C Range: 0 - 360DEG  
 C Interval: 30.0DEG  
 Test Speed: HIGH  
 Temperature: 25.3 °C  
 Operators: zoe  
 Test Date: 2025-2-25

Range: 0 - 180DEG  
 Interval: 1.0DEG  
 Test System: EVERFINE GO-SPEX500\_V1 SYSTEM V2.00.461  
 Humidity: 65.0%  
 Test Distance: 3.160m [K=1.0000]  
 Remarks: LAMP: BXRH-30G06T0-C-83 Ra: 90  
 LENS: PM-1084B 36R  
 NOT DRIVER: 48V  
 30minutes warm-up

## LUMINAIRE PHOTOMETRIC TEST REPORT

Test:U:47.997V I:0.1610A P:7.7275W PF:1.0000 Freq:49.99Hz Lamp Flux:802.29x1 lm		
NAME: OZ48-SA-HE-40	TYPE:	WEIGHT:
SPEC.: 3000K	DIM.:	SERIAL No.: 2502250120
MFR.: RISE	SUR.: 0.00113354m2	Shielding Angle:

DATA OF LAMP		PHOTOMETRIC DATA Eff: 90.24 lm/W			
MODEL	Brideglux	Imax(cd)	1820	S/MH(C0/180)	0.57
NOMINAL POWER(W)	8	LOR(%)	86.9	S/MH(C90/270)	0.58
RATED VOLTAGE(V)	48	TOTAL FLUX(lm)	697.37	UP,DN(C0-180)	0.0,42.6
NOMINAL FLUX(lm)	802.29	CIE CLASS	DIRECT	UP,DN(C180-360)	0.0,44.3
LAMPS INSIDE	1	up(%)	0.0	CIBSE SHR NOM	0.50
TEST VOLTAGE(V)	48	down(%)	86.9	CIBSE SHR MAX	0.60



C Range: 0 - 360DEG  
C Interval: 30.0DEG  
Test Speed: HIGH  
Temperature:25.3℃  
Operators:zoe  
Test Date:2025-2-25

Range: 0 - 180DEG  
Interval: 1.0DEG  
Test System:EVERFINE GO-SPEX500\_V1 SYSTEM V2.00.461  
Humidity:65.0%  
Test Distance:3.160m [K=1.0000]  
Remarks: LAMP:BXRH-30G06T0-C-83 Ra:90  
LENS:PM-1084B 36R  
NOT DRIVER:48V  
30minutes warm-up

## ZONAL FLUX DIAGRAM

### ZONAL FLUX DIAGRAM:

	C0	C45	C90	C135	C180	C225	C270	C315		zone	total	%lum,lamp
10	1610	1595	1509	1430	1430	1446	1482	1560	0- 10	158.2	158.2	22.7,19.7
20	711.1	715.8	698.5	691.4	718.0	729.2	733.4	746.3	10- 20	306.7	464.9	66.7,58
30	116.9	116.6	130.5	157.6	197.5	197.9	168.5	140.5	20- 30	175.5	640.5	91.8,79.8
40	24.34	24.08	25.16	26.07	27.35	27.97	26.84	25.68	30- 40	41.10	681.6	97.7,85
50	7.345	7.618	8.035	8.268	8.488	8.342	7.994	7.565	40- 50	11.53	693.1	99.4,86.4
60	1.285	1.491	1.640	1.607	1.726	1.555	1.364	1.236	50- 60	3.757	696.8	99.9,86.9
70	0.0825	0.0869	0.0924	0.0926	0.0923	0.0778	0.0739	0.0725	60- 70	0.4545	697.3	100,86.9
80	0.0288	0.0245	0.0301	0.0269	0.0310	0.0237	0.0257	0.0194	70- 80	0.0517	697.4	100,86.9
90	0	0	0	0	0	0	0	0	80- 90	0.0134	697.4	100,86.9
100	0	0	0	0	0	0	0	0	90-100	0	697.4	100,86.9
110	0	0	0	0	0	0	0	0	100-110	0	697.4	100,86.9
120	0	0	0	0	0	0	0	0	110-120	0	697.4	100,86.9
130	0	0	0	0	0	0	0	0	120-130	0	697.4	100,86.9
140	0	0	0	0	0	0	0	0	130-140	0	697.4	100,86.9
150	0	0	0	0	0	0	0	0	140-150	0	697.4	100,86.9
160	0	0	0	0	0	0	0	0	150-160	0	697.4	100,86.9
170	0	0	0	0	0	0	0	0	160-170	0	697.4	100,86.9
180	0	0	0	0	0	0	0	0	170-180	0	697.4	100,86.9
DEG	LUMINOUS INTENSITY:cd									UNIT:lm		

C Range: 0 - 360DEG  
C Interval: 30.0DEG  
Test Speed: HIGH  
Temperature:25.3℃  
Operators:zoe  
Test Date:2025-2-25

Range: 0 - 180DEG  
Interval: 1.0DEG  
Test System:EVERFINE GO-SPEX500\_V1 SYSTEM V2.00.461  
Humidity:65.0%  
Test Distance:3.160m [K=1.0000]  
Remarks: LAMP:BXRH-30G06T0-C-83 Ra:90  
LENS:PM-1084B 36R  
NOT DRIVER:48V  
30minutes warm-up

### LUMINANCE LIMITATION CURVES

Test:U:47.997V I:0.1610A P:7.7275W PF:1.0000 Freq:49.99Hz  
Lamp Flux:802.29x1 lm

NAME: OZ48-SA-HE-40

TYPE:

WEIGHT:

SPEC.: 3000K

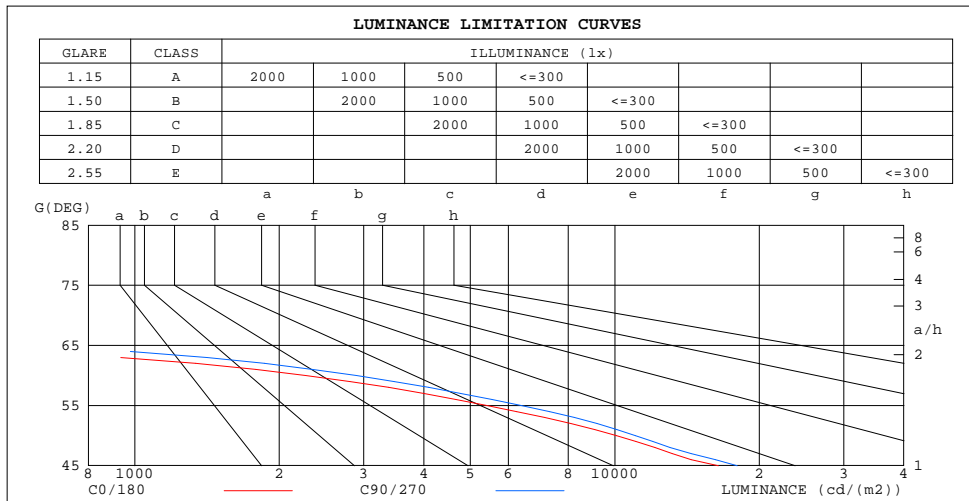
DIM.:

SERIAL No.: 2502250120

MFR.: RISE

SUR.: 0.00113354m2

Shielding Angle:



LUMINANCE cd/(m2)		
G(180)	C0/180	C90/270
85	173	160
80	147	153
75	173	191
70	213	238
65	443	639
60	2268	2894
55	5425	6396
50	10084	11032
45	16430	17990

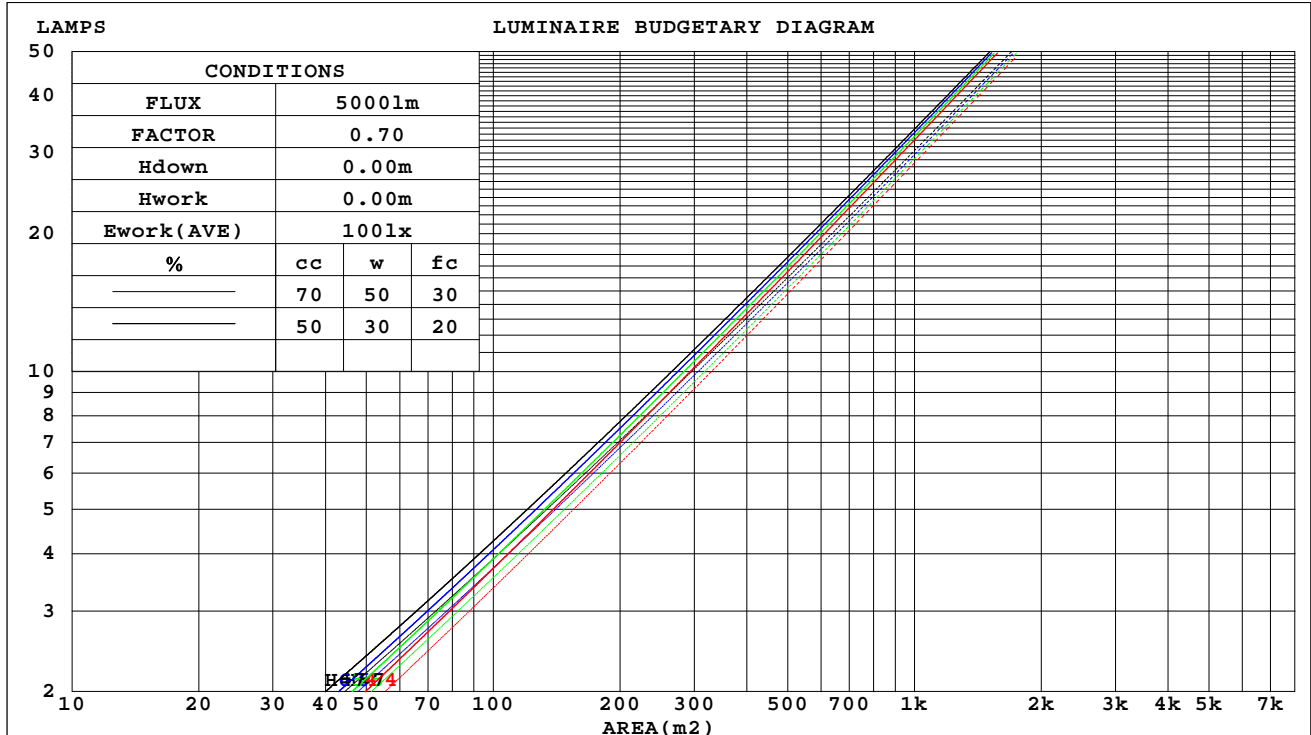
C Range: 0 - 360DEG  
C Interval: 30.0DEG  
Test Speed: HIGH  
Temperature:25.3℃  
Operators:zoe  
Test Date:2025-2-25

Range: 0 - 180DEG  
Interval: 1.0DEG  
Test System:EVERFINE GO-SPEX500\_V1 SYSTEM V2.00.461  
Humidity:65.0%  
Test Distance:3.160m [K=1.0000]  
Remarks: LAMP:BXRH-30G06T0-C-83 Ra:90  
LENS:PM-1084B 36R  
NOT DRIVER:48V  
30minutes warm-up

## CU AND LUMINAIRE BUDGETARY ESTIMATE DIAGRAM

Test:U:47.997V I:0.1610A P:7.7275W PF:1.0000 Freq:49.99Hz Lamp Flux:802.29x1 lm		
NAME: OZ48-SA-HE-40	TYPE:	WEIGHT:
SPEC.: 3000K	DIM.:	SERIAL No.: 2502250120
MFR.: RISE	SUR.: 0.00113354m2	Shielding Angle:

cc	80%			70%			50%			30%			10%			0
w	50%	30%	10%	50%	30%	10%	50%	30%	10%	50%	30%	10%	50%	30%	10%	0
fc	20%			20%			20%			20%			20%			0
RCR	RCR:Room Cavity Ratio						Coefficients of Utilization(CU)									
0.0	1.03	1.03	1.03	1.01	1.01	1.01	.97	.97	.97	.92	.92	.92	.89	.89	.89	.87
1.0	.98	.96	.94	.96	.94	.93	.92	.91	.90	.89	.88	.87	.86	.85	.85	.83
2.0	.92	.89	.87	.91	.88	.86	.88	.86	.84	.86	.84	.82	.83	.82	.81	.79
3.0	.88	.84	.81	.87	.83	.81	.84	.82	.79	.82	.80	.78	.80	.79	.77	.76
4.0	.84	.80	.77	.83	.79	.76	.81	.78	.75	.79	.77	.75	.78	.76	.74	.73
5.0	.80	.76	.73	.79	.75	.72	.78	.74	.72	.76	.73	.71	.75	.73	.71	.70
6.0	.76	.72	.69	.76	.72	.69	.75	.71	.69	.73	.70	.68	.72	.70	.68	.67
7.0	.73	.69	.66	.73	.69	.66	.72	.68	.66	.71	.68	.65	.70	.67	.65	.64
8.0	.70	.66	.63	.70	.66	.63	.69	.66	.63	.68	.65	.63	.67	.65	.63	.62
9.0	.68	.64	.61	.67	.63	.61	.67	.63	.61	.66	.63	.60	.65	.62	.60	.59
10.0	.65	.61	.59	.65	.61	.58	.64	.61	.58	.64	.60	.58	.63	.60	.58	.57



C Range: 0 - 360DEG  
C Interval: 30.0DEG  
Test Speed: HIGH  
Temperature:25.3℃  
Operators:zoe  
Test Date:2025-2-25

Range: 0 - 180DEG  
Interval: 1.0DEG  
Test System:EVERFINE GO-SPEX500\_V1 SYSTEM V2.00.461  
Humidity:65.0%  
Test Distance:3.160m [K=1.0000]  
Remarks: LAMP:BXRH-30G06T0-C-83 Ra:90  
LENS:PM-1084B 36R  
NOT DRIVER:48V  
30minutes warm-up

### WEC AND CCEC

Test:U:47.997V I:0.1610A P:7.7275W PF:1.0000 Freq:49.99Hz Lamp Flux:802.29x1 lm		
NAME: OZ48-SA-HE-40	TYPE:	WEIGHT:
SPEC.: 3000K	DIM.:	SERIAL No.: 2502250120
MFR.: RISE	SUR.: 0.00113354m2	Shielding Angle:

cc	80%			70%			50%			30%			10%			0	
w	50%	30%	10%	50%	30%	10%	50%	30%	10%	50%	30%	10%	50%	30%	10%	0	
fc	20%			20%			20%			20%			20%			0	
RCR	RCR:Room Cavity Ratio						Wall Exitance Coefficients(WEC)										
0.0																	
1.0	.130	.074	.023	.124	.071	.023	.113	.065	.021	.104	.060	.019	.094	.055	.018		
2.0	.122	.067	.021	.117	.065	.020	.108	.060	.019	.100	.056	.018	.092	.052	.016		
3.0	.115	.061	.018	.111	.059	.018	.103	.056	.017	.096	.053	.016	.090	.050	.015		
4.0	.109	.056	.017	.105	.055	.016	.099	.052	.016	.093	.050	.015	.087	.047	.014		
5.0	.103	.052	.015	.100	.051	.015	.094	.049	.014	.089	.047	.014	.085	.045	.014		
6.0	.098	.049	.014	.095	.048	.014	.091	.046	.014	.086	.045	.013	.082	.043	.013		
7.0	.093	.046	.013	.091	.045	.013	.087	.044	.013	.083	.043	.012	.079	.041	.012		
8.0	.089	.044	.012	.087	.043	.012	.084	.042	.012	.080	.041	.012	.077	.040	.012		
9.0	.086	.041	.012	.084	.041	.011	.081	.040	.011	.078	.039	.011	.075	.038	.011		
10.0	.082	.039	.011	.081	.039	.011	.078	.038	.011	.075	.037	.011	.072	.036	.010		

cc	80%			70%			50%			30%			10%			0
w	50%	30%	10%	50%	30%	10%	50%	30%	10%	50%	30%	10%	50%	30%	10%	0
fc	20%			20%			20%			20%			20%			0
RCR	RCR:Room Cavity Ratio			Ceiling Cavity Exitance Coefficients(CCEC)												
0.0	.166	.166	.166	.142	.142	.142	.097	.097	.097	.055	.055	.055	.018	.018	.018	
1.0	.147	.137	.128	.126	.118	.110	.086	.081	.076	.050	.047	.044	.016	.015	.014	
2.0	.132	.115	.101	.113	.099	.087	.078	.069	.061	.045	.040	.036	.014	.013	.012	
3.0	.120	.099	.082	.103	.085	.071	.071	.059	.050	.041	.034	.029	.013	.011	.010	
4.0	.110	.085	.067	.094	.074	.058	.065	.051	.041	.037	.030	.024	.012	.010	.008	
5.0	.101	.075	.055	.087	.065	.048	.060	.045	.034	.035	.027	.020	.011	.009	.007	
6.0	.094	.066	.047	.081	.058	.041	.056	.040	.029	.032	.024	.017	.010	.008	.006	
7.0	.088	.059	.040	.075	.052	.035	.052	.036	.025	.030	.021	.015	.010	.007	.005	
8.0	.082	.054	.034	.071	.047	.030	.049	.033	.021	.029	.019	.013	.009	.006	.004	
9.0	.078	.049	.030	.067	.043	.026	.046	.030	.018	.027	.018	.011	.009	.006	.004	
10.0	.074	.045	.026	.063	.039	.023	.044	.028	.016	.026	.016	.010	.008	.005	.003	

C Range: 0 - 360DEG  
C Interval: 30.0DEG  
Test Speed: HIGH  
Temperature:25.3℃  
Operators:zoe  
Test Date:2025-2-25

Range: 0 - 180DEG  
Interval: 1.0DEG  
Test System:EVERFINE GO-SPEX500\_V1 SYSTEM V2.00.461  
Humidity:65.0%  
Test Distance:3.160m [K=1.0000]  
Remarks: LAMP:BXRH-30G06T0-C-83 Ra:90  
LENS:PM-1084B 36R  
NOT DRIVER:48V  
30minutes warm-up

## UGR(Unified Glare Rating) Table

Test:U:47.997V I:0.1610A P:7.7275W PF:1.0000 Freq:49.99Hz Lamp Flux:802.29x1 lm										
NAME: OZ48-SA-HE-40					TYPE:			WEIGHT:		
SPEC.: 3000K					DIM.:			SERIAL No.: 2502250120		
MFR.: RISE					SUR.: 0.00113354m2			Shielding Angle:		
ceiling/cavity	0.7	0.7	0.5	0.5	0.3	0.7	0.7	0.5	0.5	0.3
walls	0.5	0.3	0.5	0.3	0.3	0.5	0.3	0.5	0.3	0.3
working plane	0.2	0.2	0.2	0.2	0.2	0.2	0.2	0.2	0.2	0.2
Room dimensions	Viewed crosswise					Viewed endwise				
x = 2H y = 2H	13.7	14.4	13.9	14.6	14.7	14.0	14.7	14.2	14.9	15.0
3H	13.5	14.2	13.8	14.4	14.6	13.8	14.5	14.0	14.7	14.9
4H	13.4	14.1	13.7	14.3	14.5	13.7	14.4	14.0	14.6	14.8
6H	13.3	14.0	13.6	14.2	14.4	13.6	14.3	13.9	14.5	14.7
8H	13.3	13.9	13.6	14.1	14.4	13.6	14.2	13.9	14.4	14.7
12H	13.3	13.8	13.6	14.1	14.4	13.5	14.1	13.9	14.4	14.6
4H 2H	13.5	14.1	13.7	14.3	14.5	13.8	14.4	14.0	14.6	14.8
3H	13.3	13.9	13.6	14.1	14.4	13.6	14.1	13.9	14.4	14.7
4H	13.2	13.7	13.5	14.0	14.3	13.5	14.0	13.8	14.3	14.6
6H	13.1	13.6	13.5	13.9	14.2	13.4	13.8	13.8	14.2	14.5
8H	13.0	13.5	13.4	13.8	14.2	13.3	13.8	13.7	14.1	14.5
12H	13.0	13.4	13.4	13.7	14.1	13.3	13.7	13.7	14.0	14.4
8H 4H	13.0	13.5	13.4	13.8	14.2	13.3	13.8	13.7	14.1	14.5
6H	12.9	13.3	13.4	13.7	14.1	13.2	13.6	13.6	14.0	14.4
8H	12.9	13.2	13.3	13.6	14.0	13.2	13.5	13.6	13.9	14.3
12H	12.8	13.1	13.3	13.5	14.0	13.1	13.4	13.6	13.8	14.3
12H 4H	13.0	13.4	13.4	13.7	14.1	13.3	13.7	13.7	14.0	14.4
6H	12.9	13.2	13.3	13.6	14.0	13.2	13.5	13.6	13.9	14.3
8H	12.8	13.1	13.3	13.5	14.0	13.1	13.4	13.6	13.8	14.3
Variations with the observer position at spacings(CIE Pub.117):										
S = 1.0H	+ 3.0 / - 8.5					+ 3.0 / - 7.6				
1.5H	+ 4.3 / - 5.2					+ 4.2 / - 5.1				
2.0H	+ 5.1 / -13.1					+ 5.2 / -12.6				

CIE Pub.117, 802.3 lm Total Lamp Luminous Flux Correct (8log(F/F0) = -0.8)  
Area: 0.00113354 m2

C Range: 0 - 360DEG  
C Interval: 30.0DEG  
Test Speed: HIGH  
Temperature:25.3℃  
Operators:zoe  
Test Date:2025-2-25

Range: 0 - 180DEG  
Interval: 1.0DEG  
Test System:EVERFINE GO-SPEX500\_V1 SYSTEM V2.00.461  
Humidity:65.0%  
Test Distance:3.160m [K=1.0000]  
Remarks: LAMP:BXRH-30G06T0-C-83 Ra:90  
LENS:PM-1084B 36R  
NOT DRIVER:48V  
30minutes warm-up



### UTILIZATION FACTORS TABLE

Test:U:47.997V I:0.1610A P:7.7275W PF:1.0000 Freq:49.99Hz Lamp Flux:802.29x1 lm		
NAME: OZ48-SA-HE-40	TYPE:	WEIGHT:
SPEC.: 3000K	DIM.:	SERIAL No.: 2502250120
MFR.: RISE	SUR.: 0.00113354m2	Shielding Angle:

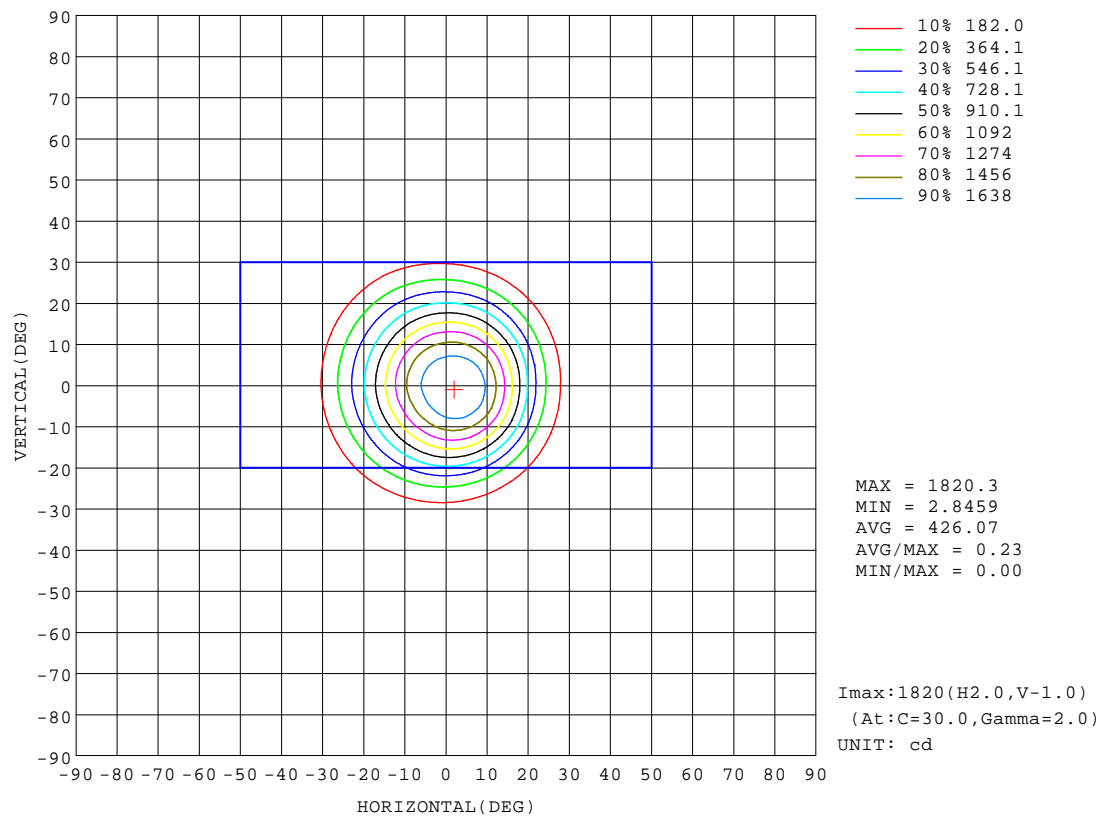
REFLECTANCE										
Ceiling	0.8	0.8	0.8	0.7	0.7	0.7	0.5	0.5	0.5	0
Walls	0.7	0.5	0.3	0.7	0.5	0.3	0.7	0.5	0.3	0
Working plane	0.2	0.2	0.2	0.2	0.2	0.2	0.2	0.2	0.2	0
ROOM INDEX	UTILIZATION FACTORS(PERCENT) $k(RI) \times RCR = 5$									
k = 0.60	78	73	70	78	73	70	77	73	70	67
0.80	84	80	77	84	80	77	83	79	76	74
1.00	88	83	81	87	83	80	86	83	80	77
1.25	91	87	84	90	87	84	89	85	83	80
1.50	93	90	87	92	89	86	90	88	86	82
2.00	95	92	89	94	91	89	92	89	87	83
2.50	97	94	91	95	92	90	93	90	89	84
3.00	98	95	93	96	94	92	93	92	90	85
4.00	99	97	95	98	96	94	95	93	92	86
5.00	100	99	97	99	97	96	95	94	93	87
ROOM INDEX	UF(total)									Direct
According to DIN EN 13032-2 2004			Suspended					SHRNOM = 1.25		

C Range: 0 - 360DEG  
C Interval: 30.0DEG  
Test Speed: HIGH  
Temperature:25.3℃  
Operators:zoe  
Test Date:2025-2-25

Range: 0 - 180DEG  
Interval: 1.0DEG  
Test System:EVERFINE GO-SPEX500\_V1 SYSTEM V2.00.461  
Humidity:65.0%  
Test Distance:3.160m [K=1.0000]  
Remarks: LAMP:BXRH-30G06T0-C-83 Ra:90  
LENS:PM-1084B 36R  
NOT DRIVER:48V  
30minutes warm-up

## ISOCANDELA DIAGRAM

Test:U:47.997V I:0.1610A P:7.7275W PF:1.0000 Freq:49.99Hz Lamp Flux:802.29x1 lm		
NAME: OZ48-SA-HE-40	TYPE:	WEIGHT:
SPEC.: 3000K	DIM.:	SERIAL No.: 2502250120
MFR.: RISE	SUR.: 0.00113354m2	Shielding Angle:

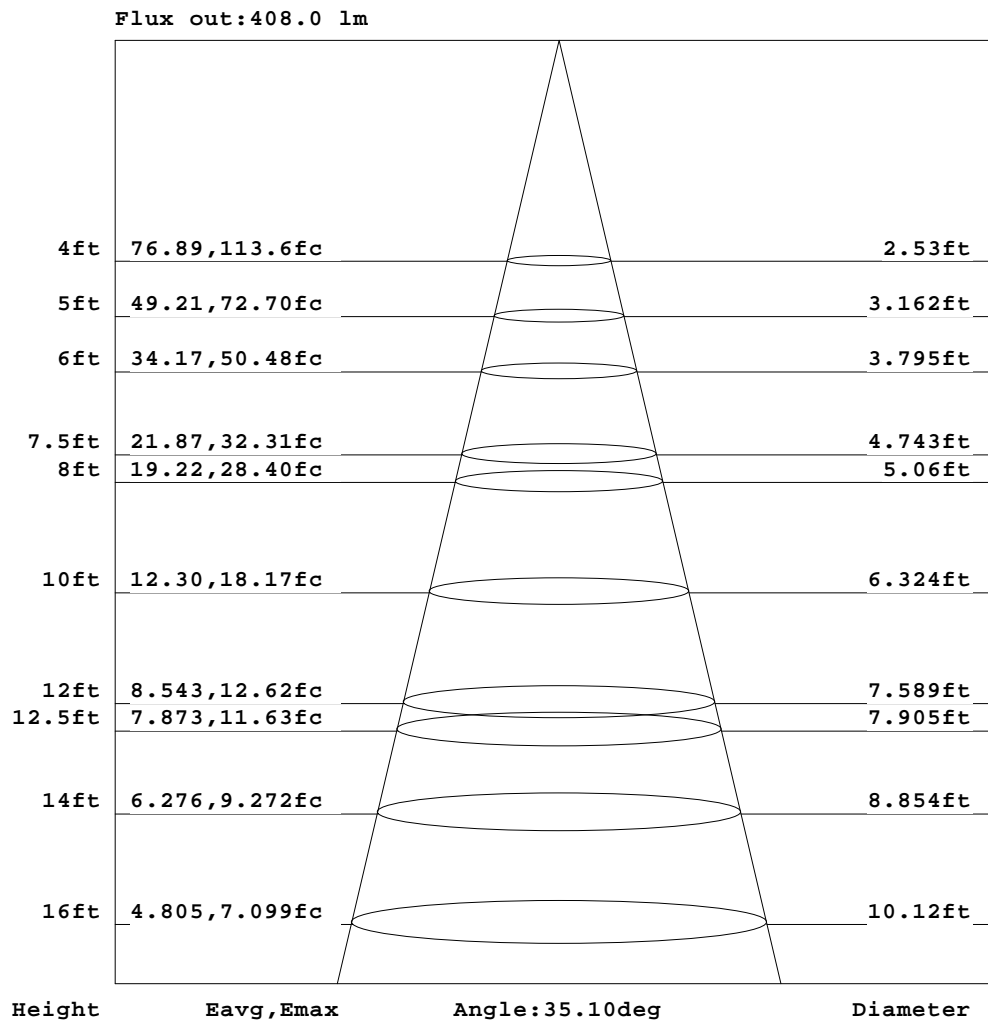


C Range: 0 - 360DEG  
C Interval: 30.0DEG  
Test Speed: HIGH  
Temperature:25.3℃  
Operators:zoe  
Test Date:2025-2-25

Range: 0 - 180DEG  
Interval: 1.0DEG  
Test System:EVERFINE GO-SPEX500\_V1 SYSTEM V2.00.461  
Humidity:65.0%  
Test Distance:3.160m [K=1.0000]  
Remarks: LAMP:BXRH-30G06T0-C-83 Ra:90  
LENS:PM-1084B 36R  
NOT DRIVER:48V  
30minutes warm-up

## AAI Figure

Test:U:47.997V I:0.1610A P:7.7275W PF:1.0000 Freq:49.99Hz Lamp Flux:802.29x1 lm		
NAME: OZ48-SA-HE-40	TYPE:	WEIGHT:
SPEC.: 3000K	DIM.:	SERIAL No.: 2502250120
MFR.: RISE	SUR.: 0.00113354m2	Shielding Angle:



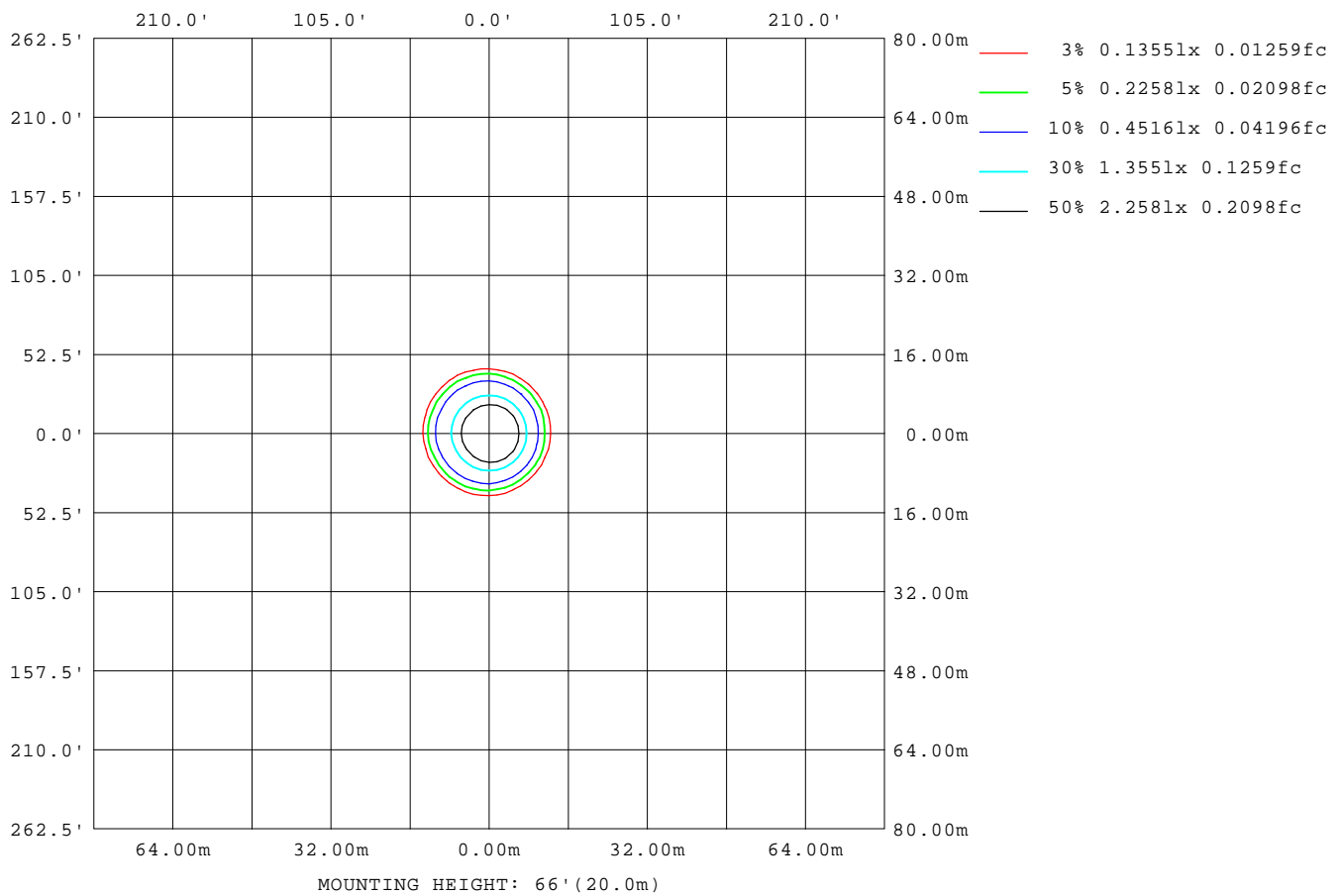
Note: The Curves indicate the illuminated area and the average illumination when the luminaire is at different distance.

C Range: 0 - 360DEG  
C Interval: 30.0DEG  
Test Speed: HIGH  
Temperature: 25.3°C  
Operators: zoe  
Test Date: 2025-2-25

Range: 0 - 180DEG  
Interval: 1.0DEG  
Test System: EVERFINE GO-SPEX500\_V1 SYSTEM V2.00.461  
Humidity: 65.0%  
Test Distance: 3.160m [K=1.0000]  
Remarks: LAMP: BXRH-30G06T0-C-83 Ra: 90  
LENS: PM-1084B 36R  
NOT DRIVER: 48V  
30minutes warm-up

## ISOLUX DIAGRAM

Test:U:47.997V I:0.1610A P:7.7275W PF:1.0000 Freq:49.99Hz Lamp Flux:802.29x1 lm		
NAME: OZ48-SA-HE-40	TYPE:	WEIGHT:
SPEC.: 3000K	DIM.:	SERIAL No.: 2502250120
MFR.: RISE	SUR.: 0.00113354m2	Shielding Angle:



C Range: 0 - 360DEG  
C Interval: 30.0DEG  
Test Speed: HIGH  
Temperature:25.3℃  
Operators:zoe  
Test Date:2025-2-25

Range: 0 - 180DEG  
Interval: 1.0DEG  
Test System:EVERFINE GO-SPEX500\_V1 SYSTEM V2.00.461  
Humidity:65.0%  
Test Distance:3.160m [K=1.0000]  
Remarks: LAMP:BXRH-30G06T0-C-83 Ra:90  
LENS:PM-1084B 36R  
NOT DRIVER:48V  
30minutes warm-up

## LED Avg.L Report

Test:U:47.997V I:0.1610A P:7.7275W PF:1.0000 Freq:49.99Hz Lamp Flux:802.29x1 lm		
NAME: OZ48-SA-HE-40	TYPE:	WEIGHT:
SPEC.: 3000K	DIM.:	SERIAL No.: 2502250120
MFR.: RISE	SUR.: 0.00113354m2	Shielding Angle:

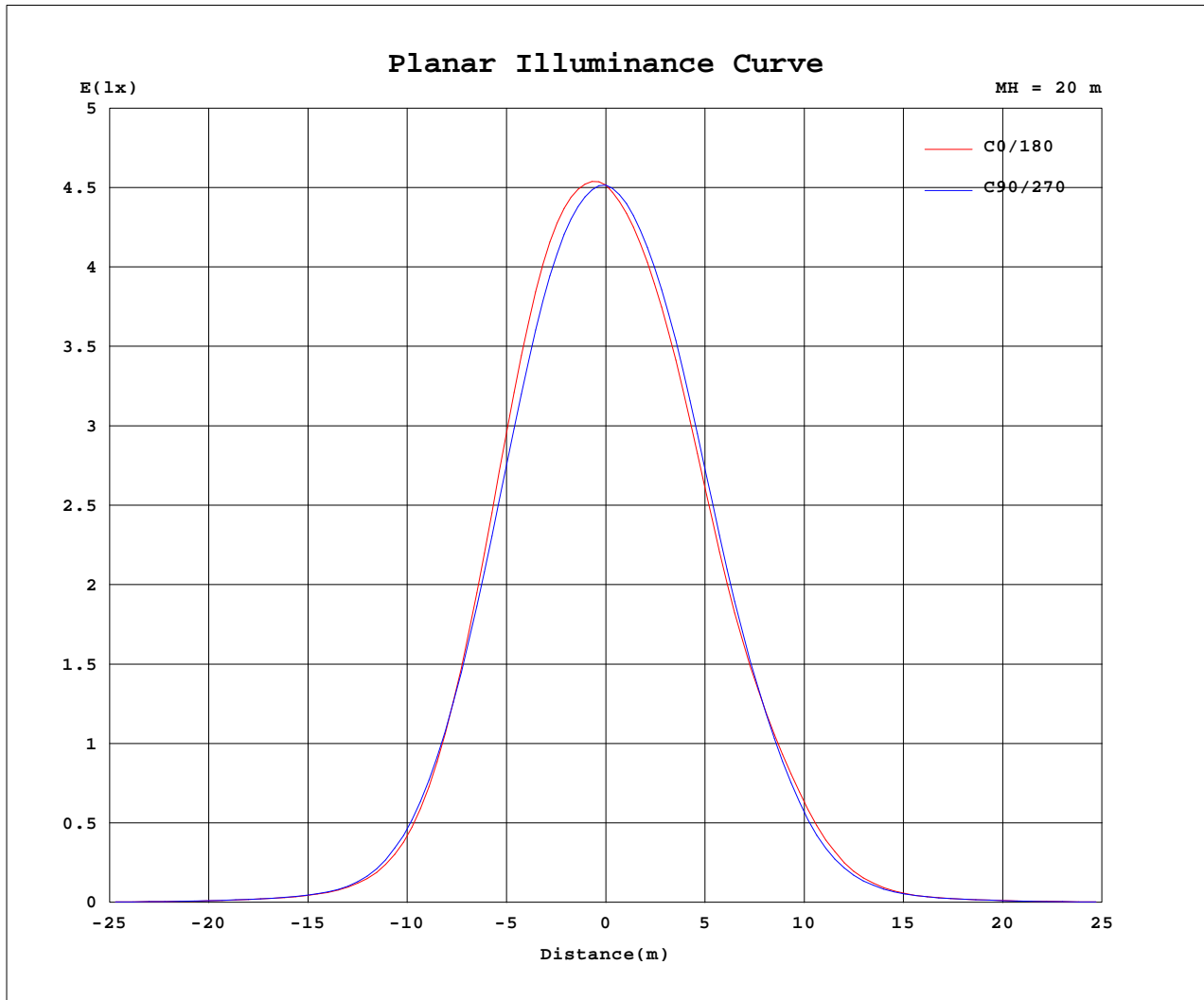
AvgL	cd/m2
L_0~180(65)av	606
L_0~180(75)av	174
L_0~180(85)av	173
L_90~270(65)av	542
L_90~270(75)av	167
L_90~270(85)av	158
L_45(65)av	511
L_45(75)av	154
L_45(85)av	87

Standard: GB/T 29293-2012

C Range: 0 - 360DEG  
C Interval: 30.0DEG  
Test Speed: HIGH  
Temperature:25.3℃  
Operators:zoe  
Test Date:2025-2-25

Range: 0 - 180DEG  
Interval: 1.0DEG  
Test System:EVERFINE GO-SPEX500\_V1 SYSTEM V2.00.461  
Humidity:65.0%  
Test Distance:3.160m [K=1.0000]  
Remarks: LAMP:BXRH-30G06T0-C-83 Ra:90  
LENS:PM-1084B 36R  
NOT DRIVER:48V  
30minutes warm-up

## Planar Illuminance Curve



C Range: 0 - 360DEG  
 C Interval: 30.0DEG  
 Test Speed: HIGH  
 Temperature: 25.3 °C  
 Operators: zoe  
 Test Date: 2025-2-25

Range: 0 - 180DEG  
 Interval: 1.0DEG  
 Test System: EVERFINE GO-SPEX500\_V1 SYSTEM V2.00.461  
 Humidity: 65.0%  
 Test Distance: 3.160m [K=1.0000]  
 Remarks: LAMP: BXRH-30G06T0-C-83 Ra:90  
 LENS: PM-1084B 36R  
 NOT DRIVER: 48V  
 30minutes warm-up



## LUMINOUS DISTRIBUTION INTENSITY DATA

Test:U:47.997V I:0.1610A P:7.7275W PF:1.0000 Freq:49.99Hz Lamp Flux:802.29x1 lm		
NAME: OZ48-SA-HE-40	TYPE:	WEIGHT:
SPEC.: 3000K	DIM.:	SERIAL No.: 2502250120
MFR.: RISE	SUR.: 0.00113354m2	Shielding Angle:

Table--1

UNIT: cd

C(DEG) (DEG)	0	30	60	90	120	150	180	210	240	270	300	330						
0	1806	1806	1806	1806	1806	1806	1806	1806	1806	1806	1806	1806						
5	1796	1800	1776	1740	1700	1678	1677	1679	1692	1711	1745	1780						
10	1610	1618	1572	1509	1443	1417	1430	1437	1456	1482	1533	1586						
15	1205	1218	1180	1125	1067	1049	1070	1078	1100	1120	1166	1202						
20	711	721	711	698	691	692	718	722	737	733	750	742						
25	318	319	325	342	367	396	436	437	436	406	386	352						
30	117	115	118	130	147	168	198	199	197	169	150	131						
35	47.1	46.0	46.5	49.4	53.3	60.9	69.0	72.1	70.5	62.0	56.2	51.2						
40	24.3	24.0	24.2	25.2	25.5	26.7	27.4	27.8	28.1	26.8	26.1	25.3						
45	13.2	13.3	13.7	14.4	14.7	15.0	15.1	15.0	15.0	14.6	14.1	13.6						
50	7.34	7.50	7.74	8.03	8.18	8.35	8.49	8.38	8.30	7.99	7.66	7.47						
55	3.53	3.77	4.00	4.16	4.24	4.33	4.46	4.31	4.20	3.86	3.63	3.54						
60	1.28	1.42	1.56	1.64	1.57	1.64	1.73	1.60	1.51	1.36	1.24	1.23						
65	0.21	0.24	0.27	0.31	0.28	0.31	0.37	0.28	0.24	0.21	0.18	0.19						
70	0.08	0.09	0.09	0.09	0.09	0.09	0.09	0.08	0.08	0.07	0.07	0.07						
75	0.05	0.05	0.05	0.06	0.05	0.05	0.05	0.04	0.04	0.04	0.04	0.04						
80	0.03	0.02	0.03	0.03	0.03	0.02	0.03	0.02	0.02	0.03	0.02	0.02						
85	0.02	0.01	0.01	0.02	0.01	0.01	0.02	0.01	0.01	0.02	0.01	0.01						
90	0.00	0.00	0.00	0.00	0.00	0.00	0.00	0.00	0.00	0.00	0.00	0.00						
95	0.00	0.00	0.00	0.00	0.00	0.00	0.00	0.00	0.00	0.00	0.00	0.00						
100	0.00	0.00	0.00	0.00	0.00	0.00	0.00	0.00	0.00	0.00	0.00	0.00						
105	0.00	0.00	0.00	0.00	0.00	0.00	0.00	0.00	0.00	0.00	0.00	0.00						
110	0.00	0.00	0.00	0.00	0.00	0.00	0.00	0.00	0.00	0.00	0.00	0.00						
115	0.00	0.00	0.00	0.00	0.00	0.00	0.00	0.00	0.00	0.00	0.00	0.00						
120	0.00	0.00	0.00	0.00	0.00	0.00	0.00	0.00	0.00	0.00	0.00	0.00						
125	0.00	0.00	0.00	0.00	0.00	0.00	0.00	0.00	0.00	0.00	0.00	0.00						
130	0.00	0.00	0.00	0.00	0.00	0.00	0.00	0.00	0.00	0.00	0.00	0.00						
135	0.00	0.00	0.00	0.00	0.00	0.00	0.00	0.00	0.00	0.00	0.00	0.00						
140	0.00	0.00	0.00	0.00	0.00	0.00	0.00	0.00	0.00	0.00	0.00	0.00						
145	0.00	0.00	0.00	0.00	0.00	0.00	0.00	0.00	0.00	0.00	0.00	0.00						
150	0.00	0.00	0.00	0.00	0.00	0.00	0.00	0.00	0.00	0.00	0.00	0.00						
155	0.00	0.00	0.00	0.00	0.00	0.00	0.00	0.00	0.00	0.00	0.00	0.00						
160	0.00	0.00	0.00	0.00	0.00	0.00	0.00	0.00	0.00	0.00	0.00	0.00						
165	0.00	0.00	0.00	0.00	0.00	0.00	0.00	0.00	0.00	0.00	0.00	0.00						
170	0.00	0.00	0.00	0.00	0.00	0.00	0.00	0.00	0.00	0.00	0.00	0.00						
175	0.00	0.00	0.00	0.00	0.00	0.00	0.00	0.00	0.00	0.00	0.00	0.00						
180	0.00	0.00	0.00	0.00	0.00	0.00	0.00	0.00	0.00	0.00	0.00	0.00						

C Range: 0 - 360DEG  
C Interval: 30.0DEG  
Test Speed: HIGH  
Temperature:25.3℃  
Operators:zoe  
Test Date:2025-2-25

Range: 0 - 180DEG  
Interval: 1.0DEG  
Test System:EVERFINE GO-SPEX500\_V1 SYSTEM V2.00.461  
Humidity:65.0%  
Test Distance:3.160m [K=1.0000]  
Remarks: LAMP:BXRH-30G06T0-C-83 Ra:90  
LENS:PM-1084B 36R  
NOT DRIVER:48V  
30minutes warm-up